


# 1973 Hi-LO. The Safer Travel Trailer.



Because it telescopes.



# 2373R.



## STANDARD EQUIPMENT:

Power hydraulic lift and battery  
4 burner brushed chrome oven  
range & power hood  
12v/110v gas refrigerator  
Double stainless steel sink  
Flush toilet  
Shower/hot water heater  
Lavatory  
20 gallon pressurized water system  
Roof vent with plastic bubble  
Travel awning/stone guard  
4 wheel electric brakes  
12v/110v lights  
110v battery charging system

## OPTIONAL EQUIPMENT:

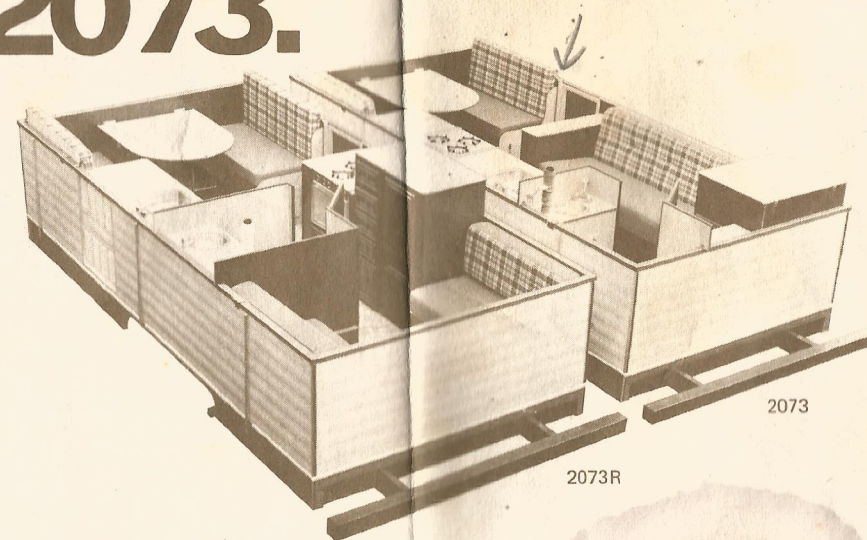
Swing-away double bed  
Furnace  
Air conditioner  
Re-circulating toilet  
Carpet  
8-track stereo  
Rear table

## SPECIFICATIONS:

Length: 23'½"  
Width: 93"  
Traveling height: 70"  
Living height: 78"  
Weight:  
Total (lbs.) — 3950  
Hitch (lbs.) — 450  
Tire size: 8.25 x 14  
Number of wheels: four  
Gross axle weight rating: 2900-2900  
Gross vehicle weight rating: 5500 lbs.  
Bed sizes:  
Dinette - 44" x 81"  
Gaucho bed (2) - 30" x 78"  
Optional swing-away double beds  
(Front — 44" x 84")  
(Rear — 40" x 84")



# 2073.



2073

2073R

## STANDARD EQUIPMENT:

Power hydraulic lift and battery  
12v/110v gas refrigerator  
Brushed chrome oven range  
w/power hood  
Double stainless steel sink  
Flush toilet  
20 gallon pressurized water system  
Roof vent w/plastic bubble  
Lavatory  
Travel awning/stone guard  
4 wheel electric brakes  
12v/110v lights

## OPTIONAL EQUIPMENT:

Carpet  
Swing-away double bed  
(2 on 2073R)  
Furnace  
Air conditioner  
Recirculating toilet  
Power roof vent  
Surge brakes  
Shower/hot water heater  
110v battery charging system  
8-track stereo  
Rear Table (2073R only)


## SPECIFICATIONS:

Length: 20'½"  
Width: 93"  
Traveling height: 69"  
Living height (inside): 78"  
Weight:  
Total (lbs.) — 3200  
Hitch (lbs.) — 360  
Tire size: 6.50 x 13  
Number of wheels: four  
Gross axle weight rating: 2050-2050  
Gross vehicle weight: 4450  
Bed sizes:  
Dinette - 44" x 81"  
Gaucho Bed - 45" x 74"  
Optional swing-away double bed - 44" x 84"





# 17573.



17573R

17573

## STANDARD EQUIPMENT:

Power hydraulic lift and battery  
12v/110v gas refrigerator  
Brushed chrome oven range  
Stainless steel single sink  
Flush toilet (17573 only)  
Electric brakes  
20 gallon pressurized water system  
Roof vent

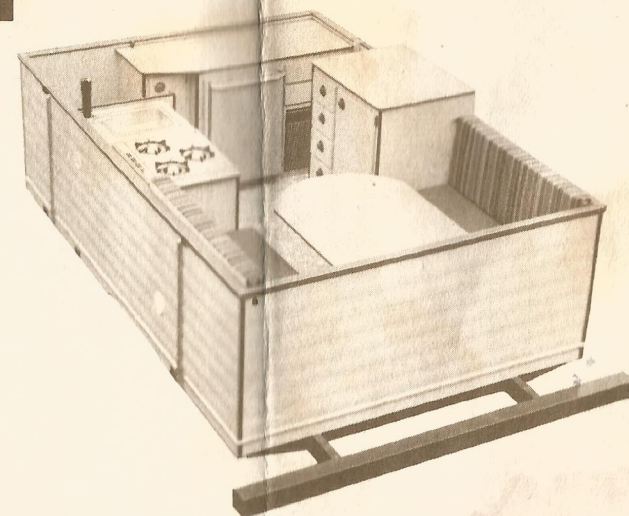
## OPTIONAL EQUIPMENT:

Shower/hot water heater (17573 only)  
Portable Toilet (17573R only)  
Swing-away double bed (2 on 17573R)  
Furnace  
Air conditioner  
Accent stripe  
Travel awning/stone guard  
Surge brakes  
8-track stereo  
110v battery charging system

## SPECIFICATIONS:

Length: 17'10"  
Width: 89-5/8"  
Traveling height: 64"  
Living height: 74"  
Weight:  
Total (lbs.) — 2425  
(2350 on 17573R)  
Hitch (lbs.) — 300  
(285 on 17573R)  
Tire size: 8.25 x 14  
Number of wheels: two  
Gross axle weight rating: 2900  
Gross vehicle weight: 3300  
Bed sizes:  
Dinette - 44" x 77"  
Goucho - 45" x 74" (44" x 77" on 17573R)  
Optional swing-away double bed - 44" x 80"

# 1573.



## DELUXE MODEL

Power hydraulic lift and battery  
12v/110v gas refrigerator  
3 burner range  
Stainless steel single sink  
Flush toilet  
Electric brakes  
20 gallon water system  
Roof vent  
Swing-away double bed

## SPECIFICATIONS:

Length: 14'10"  
Width: 89-5/8"  
Traveling height: 64"  
Living height: 74"  
Weight:  
Total (lbs.) — 2100  
Hitch (lbs.) — 275  
Tire size: 8.25 x 14  
Number of wheels: two  
Gross axle weight rating: 2900  
Gross vehicle weight: 3300  
Bed sizes:  
Dinette: 44" x 77"  
Optional swing-away double bed - 44" x 80"

## OPTIONAL EQUIPMENT:

Furnace  
Travel awning/stone guard  
Shower/hot water heater  
8-track stereo  
Accent stripe  
Air conditioner





# Safer because of sturdier construction characteristics



## FRAME CONSTRUCTION

An all-steel tubular body top and bottom. The tubular steel members of the side walls and ceiling are assembled in a jig with precision tolerances and welded strong. This facilitates the all-important raising-and-lowering operations of your Hi-LO.

## REINFORCED CHASSIS

Hi-LO's start with a chassis that's jig-built for accuracy and welded for strength. Construction is of heavy-duty steel tubes reinforced at stress points. It's oversized for extra strength under normal use.

## ADVANCED LIFTING MECHANISM


Hi-LO offers the industry's most advanced hydraulic lifting mechanism. It's dependable and maintenance free. In about 20 seconds, it automatically raises or lowers at the flip of the switch. The lifting system has built-in safe-guards and extra capacity far beyond operating requirements.

## STRONGER SIDE CONSTRUCTION

Hi-LO features a five-decker "sandwich" of weather resistant materials to make a sturdy, well insulated home. The ceiling and upper and lower walls offer this type of protection and strength with layers of interior paneling, styro-foam, fiberglass mat, frame, and reflective aluminum outer skin. So strong we can hang an extra bed on it.

## TIGHTER SEAL

A tight, full-perimeter, nylon-covered neoprene gasket. Hi-LO's seal stops drafts and keeps out dust.



**HI-LO TRAILER CO. • 100 ELM STREET • BUTLER, OHIO 44822**