

# HI-LO



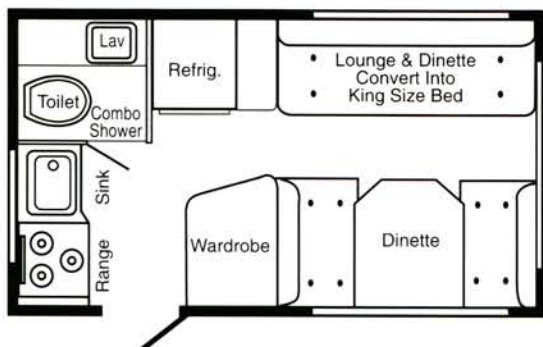
**Low Profile Towing &  
Family-Size Livability**

# 17T



## HI-LO TowLite 17T

The redesigned 17' TowLite retains the roomy KING SIZE BED but now offers a dinette as well. The light weight, easy towing and small storage requirements of this model make it the ideal choice for small families with a limited budget and limited vacation time. It comfortably sleeps a family of four and still offers the storage and convenience of a fully self contained unit. The new interior colors make the 17T an eye catching weekend resort at a price the young family can afford.



| Model 17T     |              |             |              |
|---------------|--------------|-------------|--------------|
| Length        | 17' 9"       | UVW         | 2690 lbs     |
| Width         | 94"          | GVWR        | 3840 lbs     |
| Height        | 71"          | Axles       | 1            |
| Tires         | 15"          | Sleeps      | 2-4          |
| Holding Tanks | Fresh 30 Gal | Gray 32 Gal | Black 18 Gal |

\*Not including spare tire



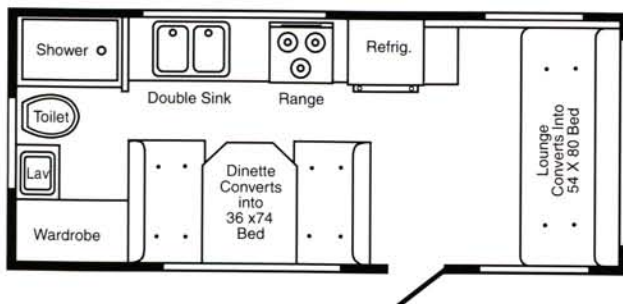
The aluminum skirting on all TowLite models adds a finished, classy look without the expense of molded plastic skirting.

# 22T



**HI-LO** TowLite 22T

Inside your 22T you'll find two separate sleeping areas and a third bed option. The dinette table for four easily converts into a double bed to sleep two adults comfortably. It incorporates a full size bathroom with a separate toilet and shower as well as a wardrobe and lavatory sink. Under each dinette seat you will find handy storage compartments that you can use to store bedding or other large essentials. There are also many other storage areas such as under the couch and in the overhead cabinets and wardrobe closet.



| Model 22T     |              |             |              |
|---------------|--------------|-------------|--------------|
| Length        | 22'          | UVW         | 3850 lbs     |
| Width         | 94"          | GVWR        | 5500 lbs     |
| Height        | 71"          | Axles       | 2            |
| Tires         | 15"          | Sleeps      | 4-6          |
| Holding Tanks | Fresh 30 Gal | Gray 32 Gal | Black 30 Gal |

\*Not including spare tire

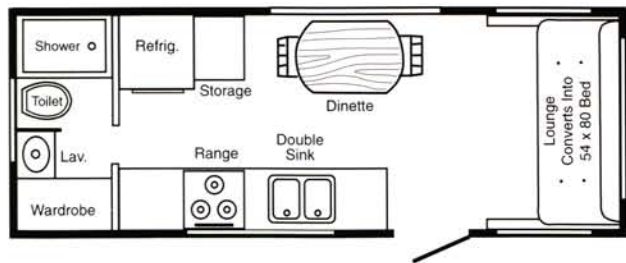


Modern styling and a beautiful interior make the 22T a smart choice for the growing family. Why not test tow a Hi-Lo at your dealer today?

# 24LT



New for the 2004 lineup is Hi-Lo's 24LT TowLite model. This model maximizes the kitchen area, and provides a freestanding table with two chairs for a home-like setting. The lounge quickly converts into a comfortable double bed. The optional overhead bunk makes sleeping space for four people.



| Model 24LT    |              |             |              |
|---------------|--------------|-------------|--------------|
| Length        | 24'          | UVW         | 4120 lbs     |
| Width         | 94"          | GVWR        | 6000 lbs     |
| Height        | 77"          | Axles       | 2            |
| Tires         | 15"          | Sleeps      | 4-6          |
| Holding Tanks | Fresh 30 Gal | Gray 32 Gal | Black 30 Gal |

\*Not including spare tire



Just right for today's lighter duty SUVs and vans, the 24LT will prove itself the right choice for your family. Stop by a Hi-Lo dealer for a demonstration.

# 24T

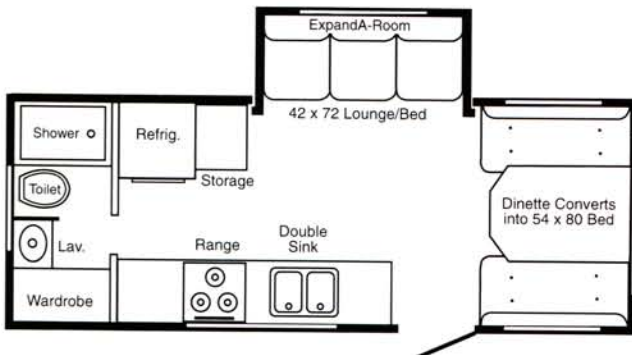


ExpandA-Room



**Hi-Lo TowLite 24T**

Hi-Lo's spacious interior is improved with the ExpandA-Room, which opens easily to provide you more living space for longer stays. The 24T is the smallest trailer to utilize this new concept for adding room without the complication and vulnerability of a slide out mechanism. With a quick lift the couch area flips out to reveal a comfortable sofa which converts into a double bed. Your aisle is opened up to make the kitchen more accessible. The ExpandA-Room is standard in the 24T, 27T, 28C and 31C.



| Model 24T     |              |             |              |
|---------------|--------------|-------------|--------------|
| Length        | 24'          | UVW         | 4220 lbs     |
| Width         | 94"          | GVWR        | 6000 lbs     |
| Height        | 77"          | Axles       | 2            |
| Tires         | 15"          | Sleeps      | 4-6          |
| Holding Tanks | Fresh 30 Gal | Gray 32 Gal | Black 30 Gal |

\*Not including spare tire



The Hi-Lo 24T has the same easy to operate lift system as the other models and raises or lowers automatically in seconds.

## WHY BUY HI-LO

Hi-Lo Trailer Co. is proud to introduce its all new and vastly improved line of telescoping travel trailers for the 2004 season. Hi-Lo revolutionized the travel trailer industry over 45 years ago by offering a trailer that stores compactly, tows more safely and yet offers four season camping with all of the comfort and convenience expected from an upright trailer. Our goal is to provide you with a trailer that tows safely, saves fuel, lives comfortably and last for many years. Our factory is located in Bellville, Ohio in the heart of Amish country. We take great pride in quality, craftsmanship and attention to detail. Our motto is "I work at Hi-Lo, I take pride in my work." We invite you to visit our factory and spend some time in the trailers we have on our lot. Please call the number on the back cover for an appointment. We are open for visitors Monday through Friday 10 AM until 2 PM. You will be glad you learned more about the best towing trailer on the planet... Hi-Lo. Thank you for your interest in Hi-Lo Trailers: the safest most fuel efficient trailer on the road. We are glad that you are considering our product and are confident that we offer something to fulfill your needs. Now spend some time in each of the eight models we offer this year, then visit our web page to find a dealer near you or call the factory for more up to date information.



Bellville Factory

**ExpandA-Room** opens up the living space giving the feel of a much larger trailer.



Hi-Lo's low travel profile gives greater stability at all speeds by reducing sway and buffeting caused by large vehicle cross winds.

### HI-LO FUEL EFFICIENCY TEST TOW



Hi-Lo again proved to be the most efficient travel trailer  
Conducted at: **TRC** TRANSPORTATION RESEARCH  
CENTER, INC.  
STEADY-STATE 65 mph FUEL ECONOMY TEST


**Collision Avoidance Light** standard on Classic models provides that extra measure of safety by reducing rear-end collisions by 22% (NHTSA).

### Super Durable, Fully Laminated Construction.

Hi-Lo construction is a laminated sandwich of durable roof and fiberglass side walls, both with backer board, polystyrene foam, aluminum tubing and plywood interior paneling.



**Rubber Suspension System** and designer sport wheels and tires add an extra measure of beauty, stability, and ride comfort to each Hi-Lo trailer making it the **BEST** and safest towing travel trailer.



Hi-Lo proved its fuel efficiency in a fuel consumption test conducted by Transportation Research Center.



Some models can be stored in the garage, which saves storage fees and allows you to comply with zoning laws.



Cook outside and be with the gang. This outside kitchen has a 110V outlet, and space for cooking, washing dishes, television or whatever.



Heavy Duty Hydraulic Cylinder capable of developing 17000lbs of force.

**Aerodynamic Design**  
Hi-Lo Classic's molded fiberglass front design, gives a better air flow, setting the pace for the future.

**Ultra Modern Windshield** in all Classic models gives a beautiful panoramic view of the outside and a feeling of spaciousness to the interior.



Battery storage leaves room for an optional second battery.



Detachable tongue shortens the overall length, making some models garagable.



All you have to do is push a button to raise or lower your HI-Lo trailer. The lifetime guaranteed hydraulic system has proven itself in thousands of trailers for over 30 years.

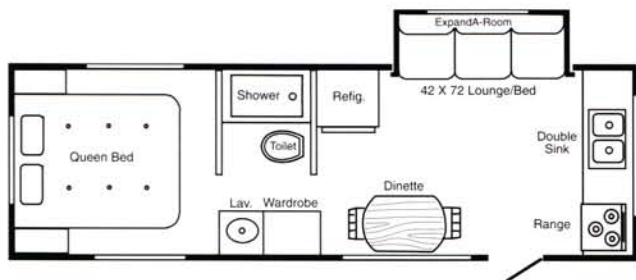
# 27T



You'll be at home with the queen size walk-a-round bed in the rear of the trailer.

**HI-LO** TowLite 27T

The 27T TowLite represents a remarkable value in a trailer of it's size and amenities. The ExpandA-Room offers a luxurious lounge which makes a comfortable bed quickly and easily. The wide open kitchen allows free movement without interfering with the living areas. You'll be at home with the walk-a-round queen size bed in the rear of the trailer. The bathroom is big enough to act as a changing room and also acts as a privacy barrier between the living area and the bedroom.



| Model 27T     |              |             |              |
|---------------|--------------|-------------|--------------|
| Length        | 27' 9"       | UVW         | 4650 lbs     |
| Width         | 94"          | GVWR        | 6500 lbs     |
| Height        | 77"          | Axles       | 2            |
| Tires         | 15"          | Sleeps      | 4            |
| Holding Tanks | Fresh 30 Gal | Gray 30 Gal | Black 30 Gal |



The rubber suspension system and designer sport wheels and tires add an extra measure of beauty, stability and ride comfort.

# 24LC



The spacious bath features a large shower area with built in lavatory and wardrobe

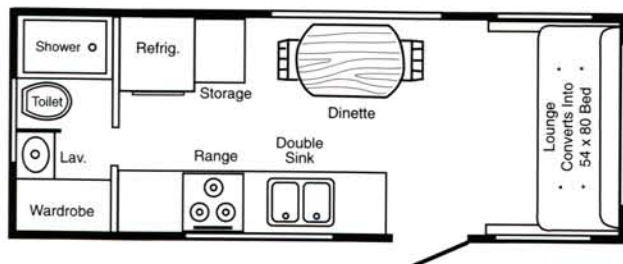


**HI-LO**

*Classic*

**24LC**

Hi-Lo answers the call for a smaller Classic model with this stunning 24LC model. This model upholds the legendary Hi-Lo quality in parts, features and construction, yet downsizes the package to a manageable 24' length. Comfort, livability and convenience abound in this new model.



| Model 24LC    |              |             |              |
|---------------|--------------|-------------|--------------|
| Length        | 24' 9"       | UVW         | 4480 lbs     |
| Width         | 100"         | GVWR        | 6000 lbs     |
| Height        | 77"          | Axles       | 2            |
| Tires         | 15"          | Sleeps      | 4-6          |
| Holding Tanks | Fresh 30 Gal | Gray 32 Gal | Black 30 Gal |

\*Not including spare tire

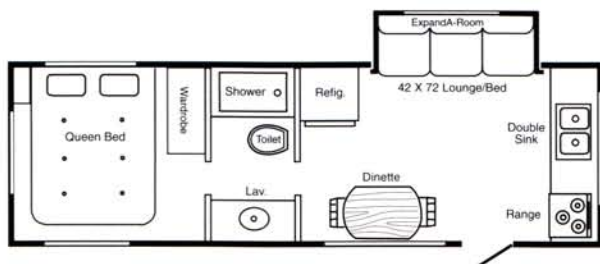


Hi-Lo makes no excuses in the Classic models. Our aim is to exceed your every expectation in quality, livability, towability, and value.

# 28C



An all new luxurious interior layout has an airy, more spacious atmosphere that gives you that "good feeling" from the moment you step into the 28C Classic. With space at a premium, you'll come to love the ExpandA-Room which easily deploys in seconds to give you the feel of a much larger trailer without added towing stress. The 28C Classic is designed with extended camping in mind. You'll love the wide kitchen with open space for freedom of movement. The 28C also features a free standing dinette table with two chairs. This allows you the freedom to move the table wherever you want, or to even take it outside if a picnic table is not available.



| Model 28C     |              |             |              |
|---------------|--------------|-------------|--------------|
| Length        | 28' 11"      | UVW         | 5320 lbs     |
| Width         | 100"         | GVWR        | 7000 lbs     |
| Height        | 79"          | Axles       | 2            |
| Tires         | 15"          | Sleeps      | 4            |
| Holding Tanks | Fresh 30 Gal | Gray 32 Gal | Black 32 Gal |



The 28C has the aerodynamic fiberglass end caps with a wrap around wind-shield for a fantastic panoramic view.

# 31C



## HI-LO Classic 31C

The spacious bathroom provides accommodation for even the most demanding traveler.

You'll find extended stays more comfortable and relaxing in the queen sized bed. Standard in the Classic models is the rear bumper storage compartment and basement storage which provides plenty of storage space. You'll appreciate the huge storage compartment under the walk-a-round queen bed with access from the outside as well. The spacious bathroom provides complete accommodations for even the most demanding traveler. Features include a shower with a skylight dome, a Thetford flushing toilet, a lavatory sink and a roomy wardrobe.



### Model 31C

|               |              |             |              |
|---------------|--------------|-------------|--------------|
| Length        | 30' 8"       | UVW         | 5720 lbs     |
| Width         | 100"         | GVWR        | 7500 lbs     |
| Height        | 79"          | Axles       | 2            |
| Tires         | 15"          | Sleeps      | 6            |
| Holding Tanks | Fresh 30 Gal | Gray 22 Gal | Black 32 Gal |



The 31C kitchen has all the comforts of home with generous storage and a permanent dinette with seating for four people.

## HI-LO SPECIFICATIONS

| Description                       | 17T       | 22T       | 24T       | 24LT      | 24LC      | 27T       | 28C       | 31C       |
|-----------------------------------|-----------|-----------|-----------|-----------|-----------|-----------|-----------|-----------|
| Hydraulic Lift System             | S         | S         | S         | S         | S         | S         | S         | S         |
| Battery 12V Heavy Duty            | S         | S         | S         | S         | S         | S         | S         | S         |
| 12 V Power Converter              | 45 AMP    | 45 AMP    | 45 AMP    | 45 AMP    | 45 AMP    | 45 AMP    | 45 AMP    | 45 AMP    |
| Keyed Security Dead Bolt          | S         | S         | S         | S         | S         | S         | S         | S         |
| Rubber Suspension Axles           | Single    | Tandem    | Tandem    | Tandem    | Tandem    | Tandem    | Tandem    | Tandem    |
| 10" Electric Brakes All Wheels    | S         | S         | S         | S         | S         | S         | S         | S         |
| 3 burner Range Top                | S         | S         | S         | S         | S         | S         | S         | S         |
| Range Hood w/Vent                 | N/A       | S         | S         | S         | S         | N/A       | N/A       | S         |
| Kitchen Sink                      | Single    | Double    | Double    | Double    | Double    | Double    | Double    | Double    |
| Demand Water System               | 30 Gal    | 30 Gal    | 30 Gal    | 30 Gal    | 30 Gal    | 30 Gal    | 30 Gal    | 30 Gal    |
| Automatic Changeover Regulator    | O         | O         | O         | O         | S         | O         | S         | S         |
| Skylight Roof Vent +              | 2         | 3         | 3         | 3         | 3         | 4         | 4         | 4         |
| Skylight Dome                     | N/A       | S         | S         | S         | S         | S         | S         | S         |
| Sun Shade Front Window            | S         | S         | S         | S         | S         | S         | S         | S         |
| Pleated Day/night Shades          | S         | S         | S         | S         | S         | S         | S         | S         |
| Toilet, Shower & Water Heater     | S         | S         | S         | S         | S         | S         | S         | S         |
| 110V DSI Water Heater             | O         | O         | O         | O         | S         | O         | S         | S         |
| Holding Tank-2                    | 50 Gal    | 62 Gal    | 62 Gal    | 62 Gal    | 62 Gal    | 60 Gal    | 64 Gal    | 64 Gal    |
| Furnace BTU                       | 12,000    | 16,000    | 16,000    | 16,000    | 16,000    | 25,000    | 25,000    | 31,000    |
| Durable One Piece Rubber Roof     | S         | S         | S         | S         | ALUMINUM  | S         | ALUMINUM  | ALUMINUM  |
| Refrigerator - 3 Way              | 3 cu. ft. | 4 cu. ft. | 4 cu. ft. | 4 cu. ft. | 5 cu. ft. | 4 cu. ft. | 5 cu. ft. | 5 cu. ft. |
| Retractable Awning                | O         | O         | O         | O         | O         | O         | O         | O         |
| Double 20 lb. Gas Bottles & Cover | S         | S         | S         | S         | N/A       | S         | N/A       | N/A       |
| Double 30 lb. Gas Bottles & Cover | O         | O         | O         | O         | S         | O         | S         | S         |
| LP Gas Oven                       | O         | O         | O         | O         | S         | O         | S         | S         |
| Microwave Oven                    | O         | O         | O         | O         | O         | O         | O         | O         |
| Air Conditioner 13,500 BTU        | O         | O         | O         | O         | O         | O         | O         | O         |
| TV Antenna                        | O         | O         | O         | O         | S         | O         | S         | S         |
| AM/FM CD Player                   | O         | O         | O         | O         | S         | O         | S         | S         |
| Cable TV Jack & Phone Jack        | O         | O         | O         | O         | S         | O         | S         | S         |
| Front Overhead/Side Cabinets      | O         | O         | O         | O         | O         | 1-S       | 1-S       | 1-S       |
| Swing-Away Front Bunk             | O         | O         | O         | O         | O         | N/A       | N/A       | N/A       |
| Stabilizer Jacks                  | O         | O         | O         | O         | S         | O         | S         | S         |
| Power Hitch Jack                  | O         | O         | O         | O         | S         | O         | S         | S         |
| Spare Tire Package                | O         | O         | O         | O         | S         | O         | S         | S         |
| Rear Bumper Storage               | S         | S         | S         | S         | S         | S         | S         | S         |
| Side Storage Pods                 | O         | O         | O         | O         | S         | O         | S         | S         |
| Single Sink Cover                 | O         | O         | O         | O         | S         | O         | S         | S         |
| Outside Utility Shelf             | S         | S         | S         | S         | S         | N/A       | N/A       | N/A       |
| Outside Washdown                  | N/A       | N/A       | N/A       | N/A       | N/A       | S         | S         | S         |
| Outside Light                     | S         | S         | S         | S         | S         | S         | S         | S         |
| Manual Lift System - Backup       | O         | O         | O         | O         | S         | O         | S         | S         |
| Monitoring System                 | S         | S         | S         | S         | S         | S         | S         | S         |
| Solar Charger                     | O         | O         | O         | O         | S         | O         | S         | S         |
| 2500 Watt LP Generator            | O         | O         | O         | O         | O         | O         | O         | O         |
| Detachable Tongue                 | O         | O         | N/A       | N/A       | N/A       | N/A       | N/A       | N/A       |
| Heat Strip for A/C                | O         | O         | O         | O         | O         | O         | O         | O         |

## GENERAL SPECIFICATIONS

|                                |         |         |         |         |       |         |        |       |
|--------------------------------|---------|---------|---------|---------|-------|---------|--------|-------|
| Length *Does Not Include Spare | 17'9"   | 22'     | 24'     | 24'     | 24'9" | 27'9"   | 28'11" | 30'8" |
| Width                          | 94"     | 94"     | 94"     | 94"     | 100"  | 94"     | 100"   | 100"  |
| Traveling Height**             | 71"     | 71"     | 77"     | 77"     | 77"   | 77"     | 79"    | 79"   |
| Interior Height                | 75 1/2" | 75 1/2" | 75 1/2" | 75 1/2" | 78"   | 75 1/2" | 78"    | 78"   |
| Axle Weight (lbs.) (Approx.)   | 2310    | 3390    | 3700    | 3700    | 4000  | 3870    | 4430   | 4830  |
| Hitch Weight (lbs.) (Approx.)  | 380     | 460     | 520     | 480     | 550   | 780     | 890    | 890   |
| Unloaded Vehicle Weight*       | 2690    | 3850    | 4220    | 4120    | 4480  | 4650    | 5320   | 5720  |
| Tire Size                      | 15"     | 15"     | 15"     | 15"     | 15"   | 15"     | 15"    | 15"   |
| Sleeping Capacity              | 2-4     | 4-6     | 4-6     | 2-4     | 2-4   | 4       | 4      | 6     |

S - Standard  
O - Optional

Note: All standard and optional features are available at the time of printing. Hi-Lo, however, reserves the right to improve and/or modify the product, which may change the specifications, models and feature availability. Check with your local Hi-Lo dealer for updated information.

\*Weight will vary by standard and optional features.

\*\*Does not include roof projections or optional items.

+ Optional A/C replaces one roof vent.

| SLEEPING AREA    | 17T      | 22T     | 24T     | 24LT    | 24LC    | 27T     | 28C     | 31C     |
|------------------|----------|---------|---------|---------|---------|---------|---------|---------|
| Dinette Bed Size | 36"X74"  | 36"X74" | 54"X80" | N/A     | N/A     | N/A     | N/A     | 39"X72" |
| Lounge Bed Size  | +74"X80" | 54"X80" | 42"X72" | 42"X72" | 42"X72" | 42"X72" | 42"X72" | 42"X72" |
| Bunk Bed Size    | 44"X84"  | 44"X84" | 44"X84" | 44"X84" | 44"X90" | N/A     | N/A     | N/A     |
| Stationary Bed   | N/A      | N/A     | N/A     | N/A     | N/A     | 60"X75  | 60"X75  | 60"X75  |

+ Using dinette and lounge

## Lifetime Limited Warranty on Lifting System

Hi-Lo warrants to the original purchaser that it will repair or replace (through its authorized service centers) any part of your Hi-Lo hydraulic lifting system (excluding the battery) which becomes broken or inoperative due to defects in material or workmanship. In addition, Hi-Lo warrants that it will repair or replace (through its authorized service centers) any part of your Hi-Lo travel trailer found defective due to defects in material or workmanship within 12 months from date of original purchase. (Components such as tires, running gear, power converter, battery, plumbing & electrical fixtures, refrigerator, range, etc. are subject to separate warranties issued by other manufacturers.)



Up for Living



Down for Travel



Expand-A-Room



HI-LO TRAILER CO.  
500 South Main Street  
Bellville, Ohio 44813  
419-886-0066